



Age range

**8-14 years**

Total time

**30 mins**

## From Where I Stand – A Gender Equality Lesson for the Global Goals (Online or at home learning)



### Objective

Exploring the role of gender equality in positions of leadership

### Step 1:

- What does Gender Equality mean to your class – what do they understand it to mean. Do they think it is important?

### Step 2:

- Watch this short video from Emma Watson introducing the project: <https://vimeo.com/174213067>

### Step 3:

- Explain the survey to students. Explain that they can research online if they're not sure of the answers.

### Step 4:


- Ask students to check responses with each other.

### Step 5:

- Ask students to work out the ratios of male to female genders in positions of power – see below:

### Calculate your gender ratio.

Total the number of crosses in each column and put that number in the bottom row. Add the column totals together. For example if you have answered every question then the sum of all the columns will be 12.



How to calculate your ratio:

$$\frac{\text{Female column total}}{\text{sum total}} \times 100 : \frac{\text{Male column total}}{\text{sum total}} \times 100$$

So for example, if you answered all the questions and recorded 2 females and 10 males in your survey, your calculation would be:

$$\frac{2}{12} \times 100 : \frac{10}{12} \times 100$$

$$= 16.66 : 83.33$$


$$= 17 : 83$$

Now express your ratio like this %females : %males e.g. 50 : 50 or 17 : 83  
The sum of the two sides of your ratio should equal 100 and remember to put the female figure on the left, the male figure on the right.

### Step 6:

- Students can then complete the From Where I stand Poster – see example:

### Complete your poster



Fill in the boxes at the top of the poster  
We want to know where you are but if you don't want to include your name, that's fine.

Take your ratio for the female side e.g. 17  
Colour in the shape on the female side that represents 17% on the scale, this would be an approximate shape slightly smaller than the figure outline at the 20% mark.

Using a different colour do the same for the male side on the right.

Write your ratio clearly in the box below your image so that we can see it.

## “From Where I Stand”

A Survey of Your Local Community Influencers and Decision Makers.

Fill in your survey by putting a cross in the relevant box.

	Female	Male
<b>POLITICAL LEADERSHIP</b>		
Your Prime Minister / President		
The person that represents you in your national parliament		
<b>LOCAL LEADERSHIP</b>		
The local leader of your district or town council / tribal chief / head of county / mayor etc.		
<b>LOCAL COMMUNITY INFLUENCERS AND DECISION MAKERS</b>		
Your head teacher		
Your doctor		
The boss of one of your parents		
The head of your local police		
Your local bank manager		
Newsreader on the TV news channel you watch or the editor of the newspaper you read		
The lead singer of your favourite song		
The coach of your sports team (optional)		
Your religious/spiritual or pastoral leader (optional)		
<b>TOTAL:</b>		

**Note:** Some people may not identify as either of these particular genders, you can add an inclusive third column if you wish.



# From Where I Stand



School Name

---

---

Town/District/Region

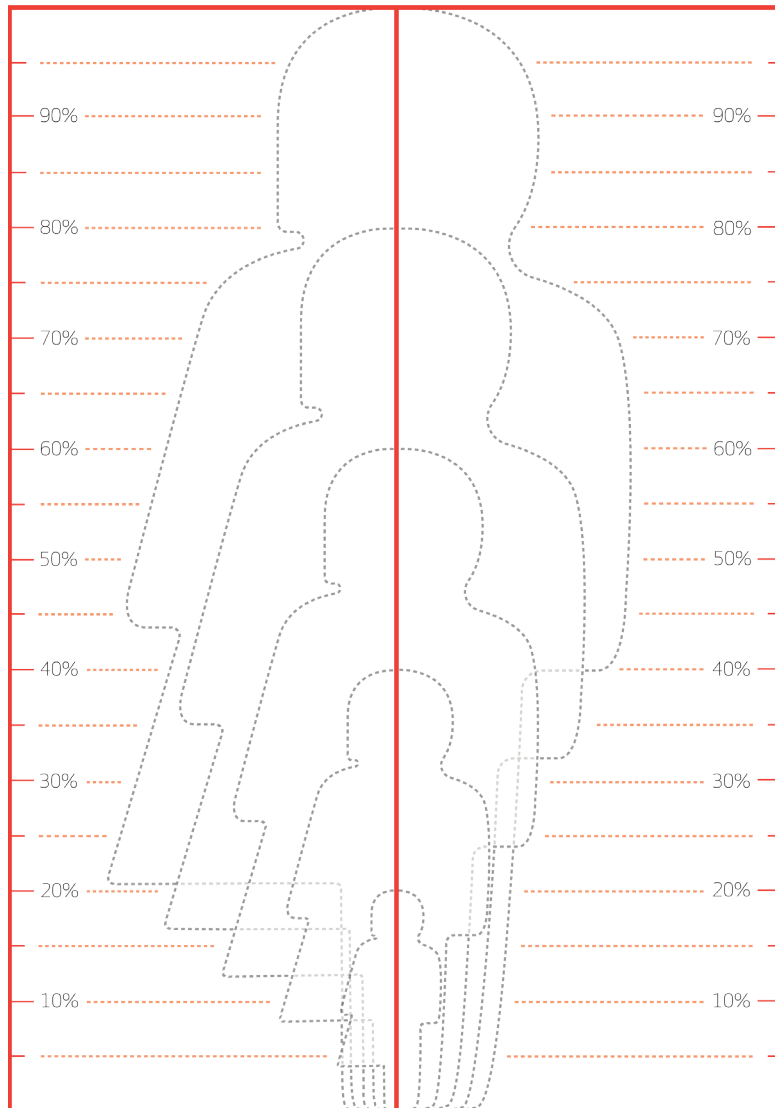
---

Country

Flag

---

---



These are my results of a survey looking at the ratio of community influencers and decision makers who are female & male.

Female

Male

●

●